

## Summary

Response Total 36

Page 1

1. Please enter your name and surname.

Page 2

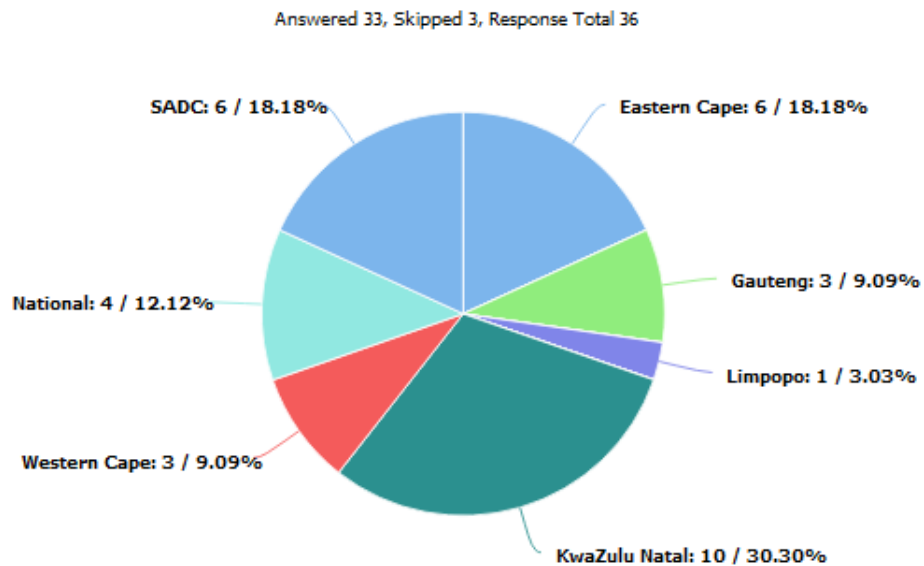
2. Please enter the name of the organisation you represent, or, indicate if you are an independent consultant.

Page 3

3. Please provide your email address.

Page 4

4. Please select your primary location of operation (select one only):

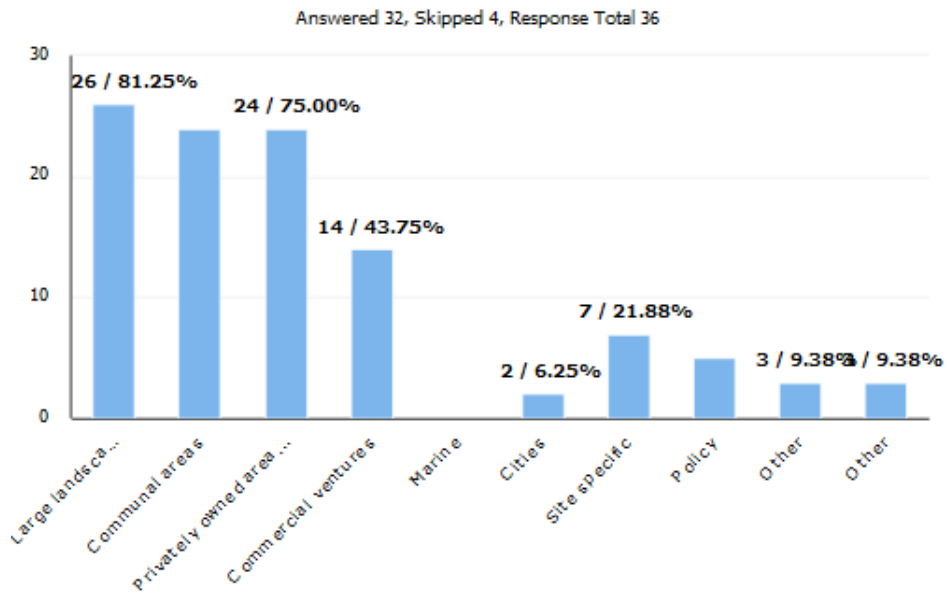


Answered 33, Skipped 3, Response Total 36

Answer Choice	Selections	% All Question Responses	% All Survey Responses
Eastern Cape	6	18.18%	16.67%
Free State			
Gauteng	3	9.09%	8.33%
Mpumalanga			
Limpopo	1	3.03%	2.78%

North West			
Northern Cape			
KwaZulu Natal	10	30.30%	27.78%
Western Cape	3	9.09%	8.33%
National	4	12.12%	11.11%
SADC	6	18.18%	16.67%

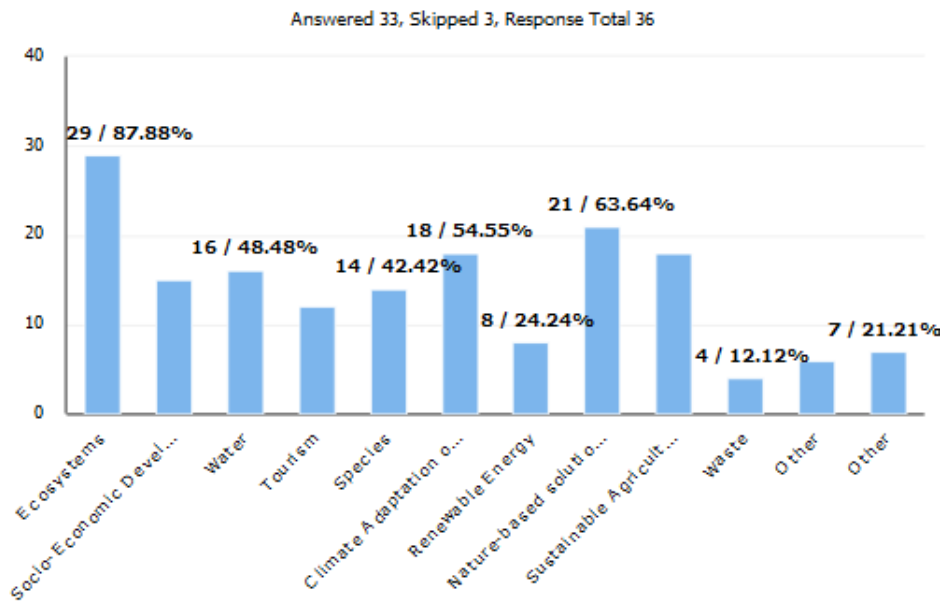
5. Please select your area(s) of work (you may select more than one):



Answered 32, Skipped 4, Response Total 36

Answer Choice	Selections	% All Question Responses	% All Survey Responses
Large landscapes	26	81.25%	72.22%
Communal areas	24	75.00%	66.67%
Privately owned areas	24	75.00%	66.67%
Commercial ventures	14	43.75%	38.89%
Marine			
Cities	2	6.25%	5.56%
Site specific	7	21.88%	19.44%
Policy	5	15.62%	13.89%
Other	3	9.38%	8.33%
Other	3	9.38%	8.33%

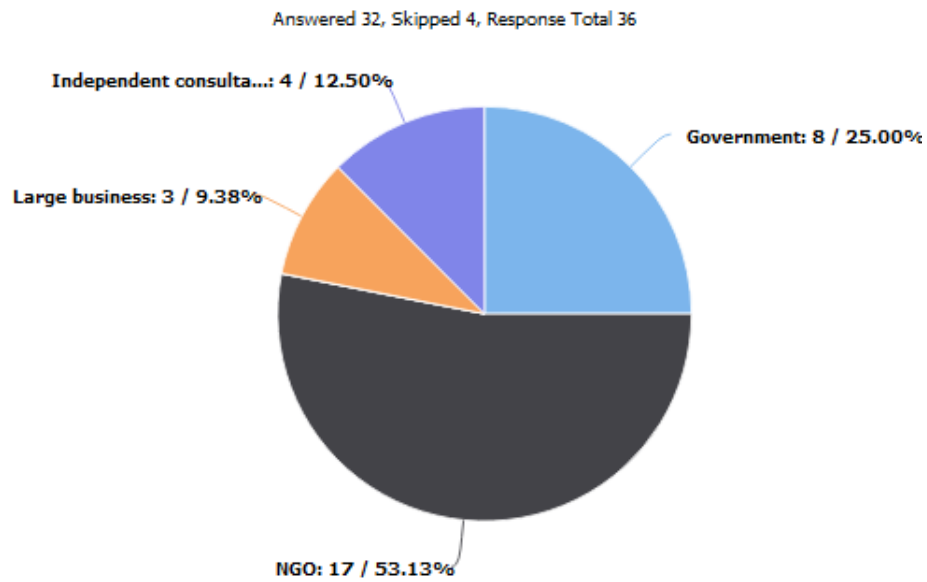
6. Please select your focal area(s) (you may select more than one):



Answered 33, Skipped 3, Response Total 36

Answer Choice	Selections	% All Question Responses	% All Survey Responses
Ecosystems	29	87.88%	80.56%
Socio-Economic Development	15	45.45%	41.67%
Water	16	48.48%	44.44%
Tourism	12	36.36%	33.33%
Species	14	42.42%	38.89%
Climate Adaptation or Mitigation	18	54.55%	50.00%
Renewable Energy	8	24.24%	22.22%
Nature-based solutions	21	63.64%	58.33%
Sustainable Agriculture	18	54.55%	50.00%
Waste	4	12.12%	11.11%
Other	6	18.18%	16.67%
Other	7	21.21%	19.44%

7. Please select the entity you represent (select one only):

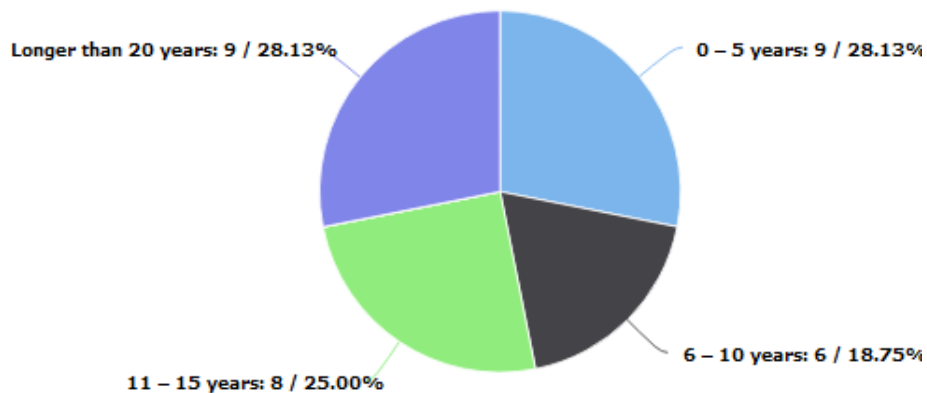


Answered 32, Skipped 4, Response Total 36

Answer Choice	Selections	% All Question Responses	% All Survey Responses
Government	8	25.00%	22.22%
NGO	17	53.12%	47.22%
SMME			
Large business	3	9.38%	8.33%
Independent consultant	4	12.50%	11.11%

8. How long have you been working in conservation or sustainable related sectors (select one only)?

Answered 32, Skipped 4, Response Total 36

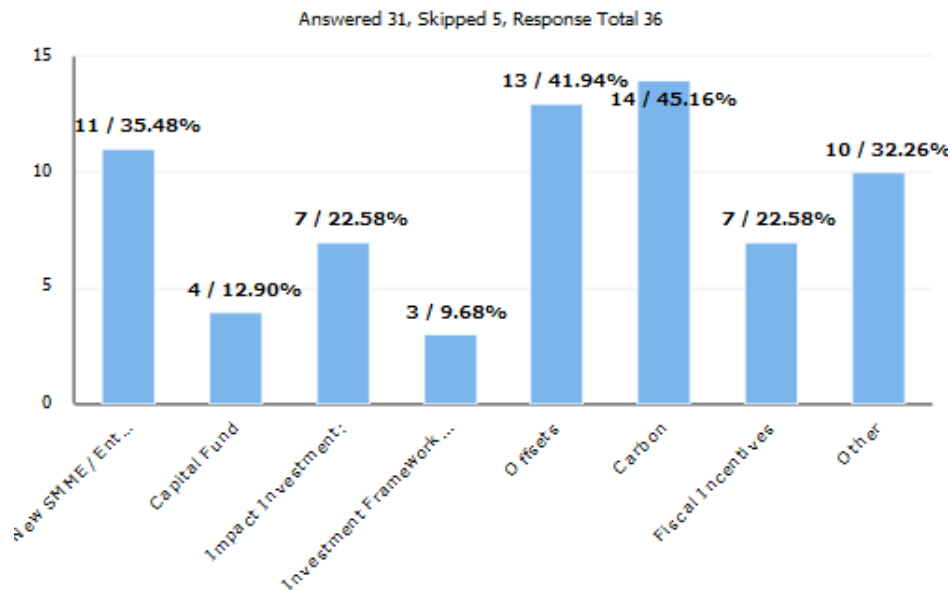


Answered 32, Skipped 4, Response Total 36

Answer Choice	Selections	% All Question Responses	% All Survey Responses
0 – 5 years	9	28.12%	25.00%
6 – 10 years	6	18.75%	16.67%
11 – 15 years	8	25.00%	22.22%
16 – 20 years			
Longer than 20 years	9	28.12%	25.00%

Page 9

9. Are you involved in (please provide details):



Answered 31, Skipped 5, Response Total 36

Answer Choice	Selections	% All Question Responses	% All Survey Responses
New SMME/ Entrepreneurial business venture	11	35.48%	30.56%
Capital Fund	4	12.90%	11.11%
Impact Investment:	7	22.58%	19.44%
Investment Framework (Compendium, Inventory, Portal)	3	9.68%	8.33%
Offsets	13	41.94%	36.11%
Carbon	14	45.16%	38.89%
Fiscal Incentives	7	22.58%	19.44%
Other	10	32.26%	27.78%

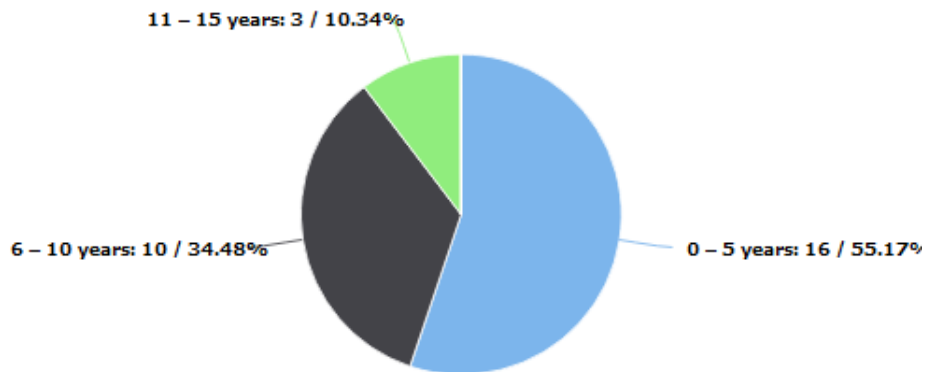
Page 10

10. For EACH selection made in question 9, please provide brief details of the project, your involvement, website address and other relevant web or social media links.

Page 11

11. How long (in total number of years for different projects, if applicable) have you been working on the project(s) selected under Question 9?

Answered 29, Skipped 7, Response Total 36

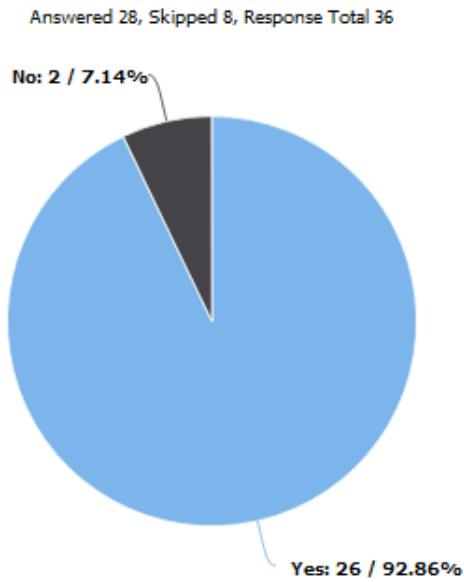


Answered 29, Skipped 7, Response Total 36

Answer Choice	Selections	% All Question Responses	% All Survey Responses
0 - 5 years	16	55.17%	44.44%
6 - 10 years	10	34.48%	27.78%
11 - 15 years	3	10.34%	8.33%
16 - 20 years			
Longer than 20 years			

Page 12

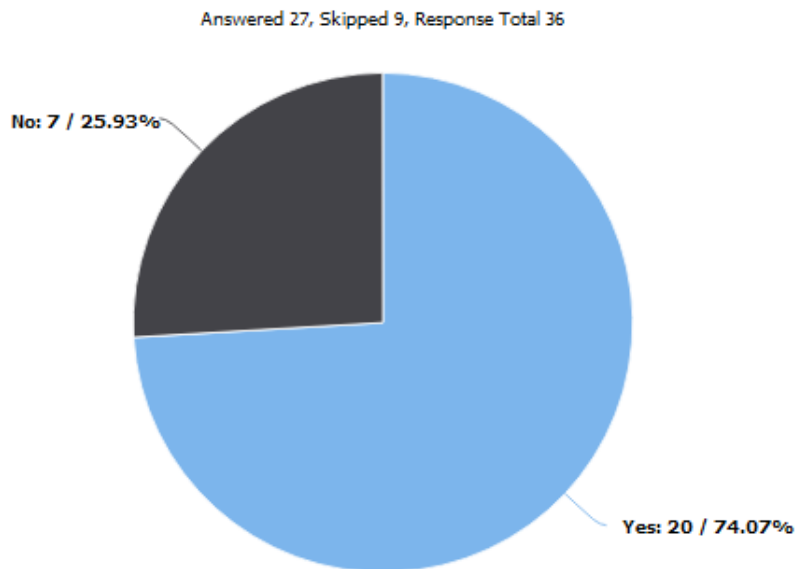
12. Would you be willing to share more detail about your project(s) with the Coalition?



Answered 28, Skipped 8, Response Total 36

Answer Choice	Selections	% All Question Responses	% All Survey Responses
Yes	26	92.86%	72.22%
No	2	7.14%	5.56%

13. Would you want for your project(s) to be showcased by the Coalition at Innovation Hub Events or with our national Council?

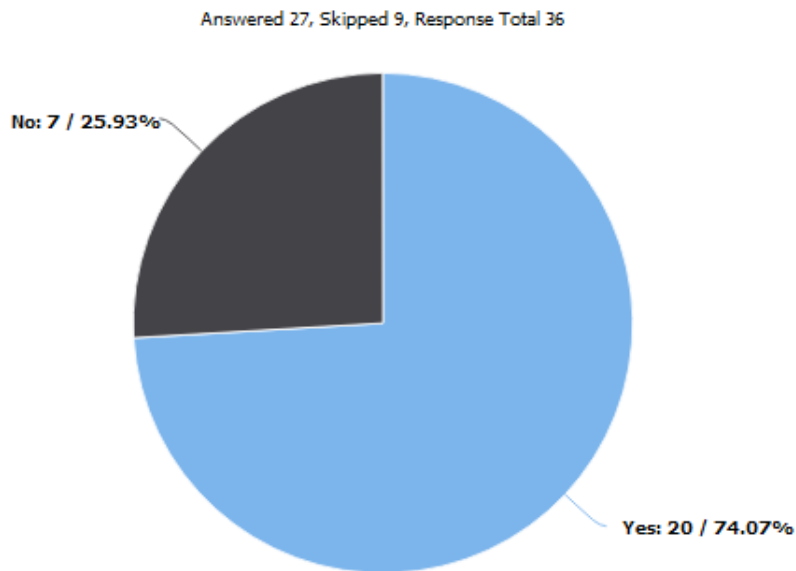


Answered 27, Skipped 9, Response Total 36

Answer Choice	Selections	% All Question Responses	% All Survey Responses
Yes	20	74.07%	55.56%
No	7	25.93%	19.44%

Page 14

14. Would you want for your project(s) to receive insights into Finance Solution Incubators by being listed as an anchor project?



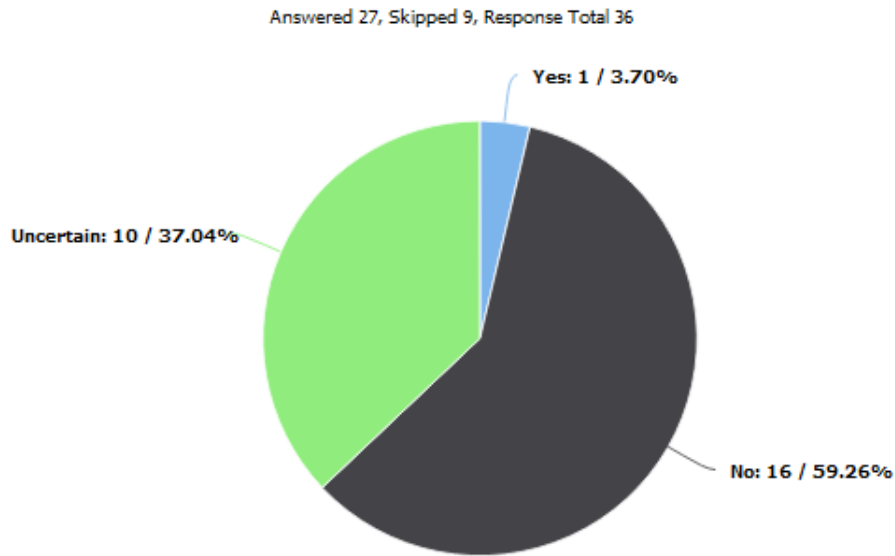
Answered 27, Skipped 9, Response Total 36

Answer Choice	Selections	% All Question Responses	% All Survey Responses
Yes	20	74.07%	55.56%
No	7	25.93%	19.44%

Page 15

15. Is there sufficient financing to achieve your goals (select one only)?

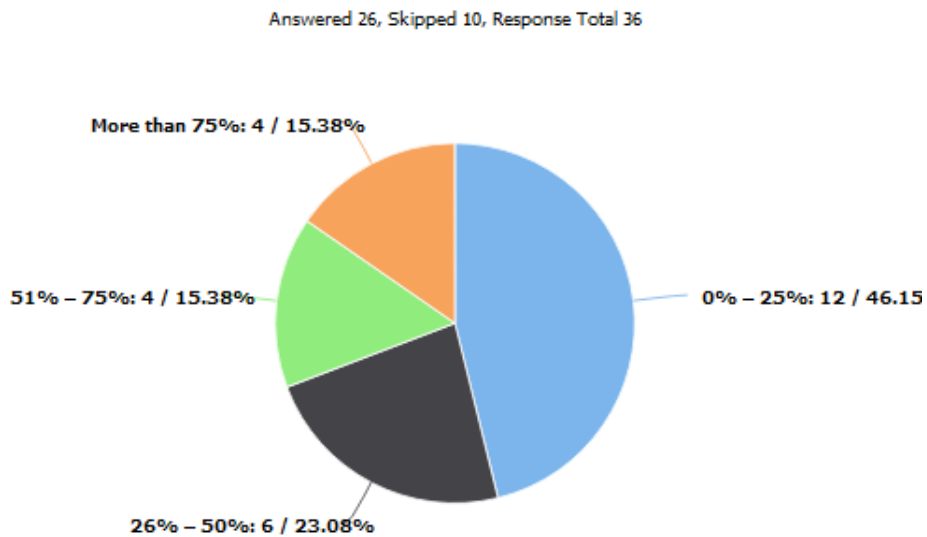




Answered 27, Skipped 9, Response Total 36

Answer Choice	Selections	% All Question Responses	% All Survey Responses
Yes	1	3.70%	2.78%
No	16	59.26%	44.44%
Uncertain	10	37.04%	27.78%

16. What is the percentage of financing you currently have to achieve your goals (select one only)?

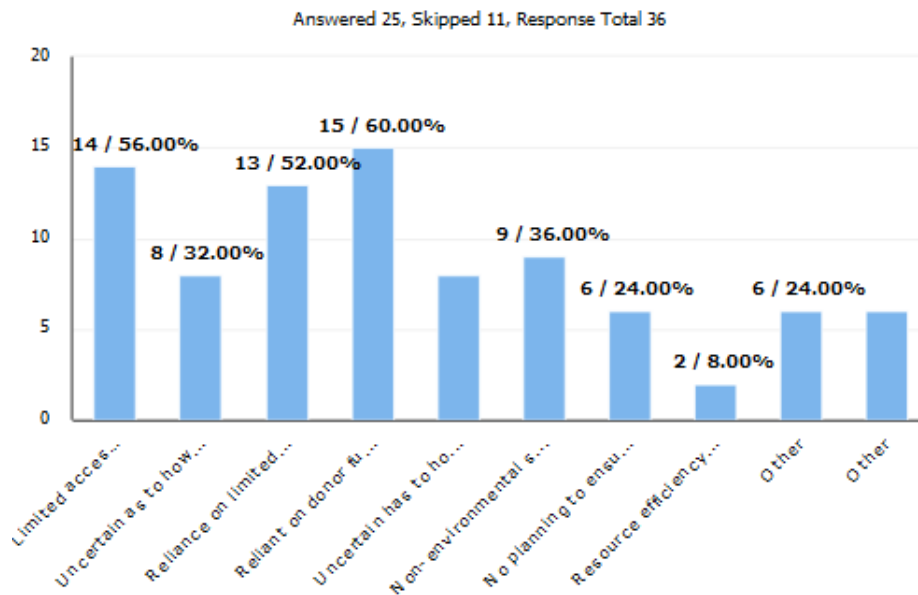


Answered 26, Skipped 10, Response Total 36

Answer Choice	Selections	% All Question Responses	% All Survey Responses
0% – 25%	12	46.15%	33.33%
26% – 50%	6	23.08%	16.67%
51% – 75%	4	15.38%	11.11%
More than 75%	4	15.38%	11.11%

Page 17

17. What are the primary challenges faced by you or your organisation in achieving your goals and seeing lasting sustainable financing for your project(s)?



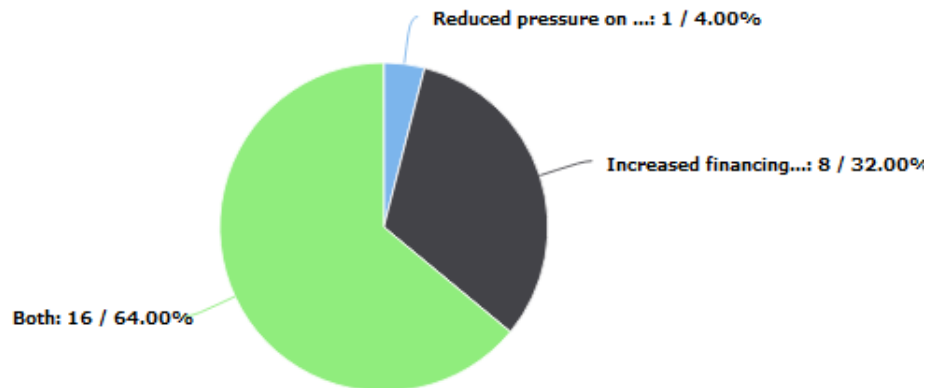
Answered 25, Skipped 11, Response Total 36

Answer Choice	Selections	% All Question Responses	% All Survey Responses
Limited access to finance	14	56.00%	38.89%
Uncertain as to how to gain access to finance	8	32.00%	22.22%
Reliance on limited or singular income or funding streams	13	52.00%	36.11%
Reliant on donor funding that is based on short term funding cycles	15	60.00%	41.67%
Uncertain as to how to communicate environmental goals to non-environmental sector(s)	8	32.00%	22.22%
Non-environmental sector(s) lack of understanding of conservation context	9	36.00%	25.00%
No planning to ensure financial sustainability at start of a project	6	24.00%	16.67%
Resource efficiency challenges (Ineffective use of finance, funding or cash flow)	2	8.00%	5.56%
Other	6	24.00%	16.67%
Other	6	24.00%	16.67%

Page 18

## 18. What is the most important to achieving your environmental goals?

Answered 25, Skipped 11, Response Total 36



Answered 25, Skipped 11, Response Total 36

Answer Choice	Selections	% All Question Responses	% All Survey Responses
Reduced pressure on environment	1	4.00%	2.78%
Increased financing for the longevity of environmental efforts and projects	8	32.00%	22.22%
Both	16	64.00%	44.44%

Page 19

## 19. How important are the following activities to achieving both conservation and financial sustainability in the area(s) where you work (Scale of 1 to 5. You may select more than one option)?

Answered 25, Skipped 11, Response Total 36 (selections, % among question responses, % among all responses)

	1 - Not important	2 - Least important	3 - Neutral	4 - Important	5 - Most Important
Managing funds to promote cost efficiency and management effectiveness.			1, 4.00%, 2.78%	12, 48.00%, 33.33%	10, 40.00%, 27.78%
Building a diverse financing portfolio.			5, 20.00%, 13.89%	13, 52.00%, 36.11%	7, 28.00%, 19.44%
Factoring finance into planning and management processes.			6, 24.00%, 16.67%	9, 36.00%, 25.00%	8, 32.00%, 22.22%
Collaboration between stakeholders, such as conservation agencies, financial institutions, and communities.				8, 32.00%, 22.22%	16, 64.00%, 44.44%
Integrating community needs and impacts as part of the finance solution.			3, 12.00%, 8.33%	8, 32.00%, 22.22%	13, 52.00%, 36.11%

Integrating nature's services and their value into the national economy.		1, 4.00%, 2.78%	1, 4.00%, 2.78%	9, 36.00%, 25.00%	13, 52.00%, 36.11%
Providing incentives.		1, 4.00%, 2.78%	1, 4.00%, 2.78%	15, 60.00%, 41.67%	8, 32.00%, 22.22%

Page 20

20. How important are the following skills for your organisation to strengthen your area(s) of work (Scale of 1 to 5. You may select more than one option)?

Answered 25, Skipped 11, Response Total 36 (selections, % among question responses, % among all responses)

	1 - Not important	2 - Least important	3 - Neutral	4 - Important	5 - Most important
Establishing public/private partnerships		2, 8.00%, 5.56%		12, 48.00%, 33.33%	9, 36.00%, 25.00%
Proposal/Grant writing		1, 4.00%, 2.78%	2, 8.00%, 5.56%	13, 52.00%, 36.11%	6, 24.00%, 16.67%
Annual budget planning			6, 24.00%, 16.67%	11, 44.00%, 30.56%	4, 16.00%, 11.11%
Business and finance plan development		1, 4.00%, 2.78%	7, 28.00%, 19.44%	10, 40.00%, 27.78%	4, 16.00%, 11.11%
Working with private sector/business	1, 4.00%, 2.78%		2, 8.00%, 5.56%	10, 40.00%, 27.78%	10, 40.00%, 27.78%
Accessing international donor funding			5, 20.00%, 13.89%	11, 44.00%, 30.56%	7, 28.00%, 19.44%
Conducting economic/valuation analyses of projects		1, 4.00%, 2.78%	5, 20.00%, 13.89%	9, 36.00%, 25.00%	8, 32.00%, 22.22%
Using business applications (spreadsheets, databases, etc.)	1, 4.00%, 2.78%		8, 32.00%, 22.22%	12, 48.00%, 33.33%	1, 4.00%, 2.78%
Attracting investors with investor ready project(s)			3, 12.00%, 8.33%	8, 32.00%, 22.22%	10, 40.00%, 27.78%

Page 21

21. How likely are you or your organisation to access or make use of the following tools to advance skills (Scale of 1 to 5. You may select more than one option)?

Answered 25, Skipped 11, Response Total 36 (selections, % among question responses, % among all responses)

	1 - Not important	2 - Least important	3 - Neutral	4 - Important	5 - Most important
Best practice guideline (including case studies)	1, 4.00%, 2.78%		3, 12.00%, 8.33%	10, 40.00%, 27.78%	8, 32.00%, 22.22%
Training and capacity-building workshops	1, 4.00%, 2.78%			15, 60.00%, 41.67%	7, 28.00%, 19.44%
Webinars on specific topics		1, 4.00%, 2.78%	7, 28.00%, 19.44%	8, 32.00%, 22.22%	7, 28.00%, 19.44%
Online training programs	1, 4.00%, 2.78%		4, 16.00%, 11.11%	11, 44.00%, 30.56%	6, 24.00%, 16.67%
Investor Frameworks	1, 4.00%, 2.78%	1, 4.00%, 2.78%	6, 24.00%, 16.67%	9, 36.00%, 25.00%	6, 24.00%, 16.67%

	2.78%		16.67%	25.00%	16.67%
One-on-one advice from experts	1, 4.00%, 2.78%	1, 4.00%, 2.78%	1, 4.00%, 2.78%	9, 36.00%, 25.00%	12, 48.00%, 33.33%

Page 22

22. Please provide more detail on the preferred tools indicated in the previous question and why you deem those tools important.

Page 23

23. Do you have any partners in mind that you would like to work with on a landscape finance solution or project?

Page 24

24. Any Final Comments?